



Ministry of Health and Family Welfare



Daily new COVID cases less than 3L after 26 days



Weekly Positivity Rate dips to 18.17% with more than 15.73L tests done in the last 24 hours



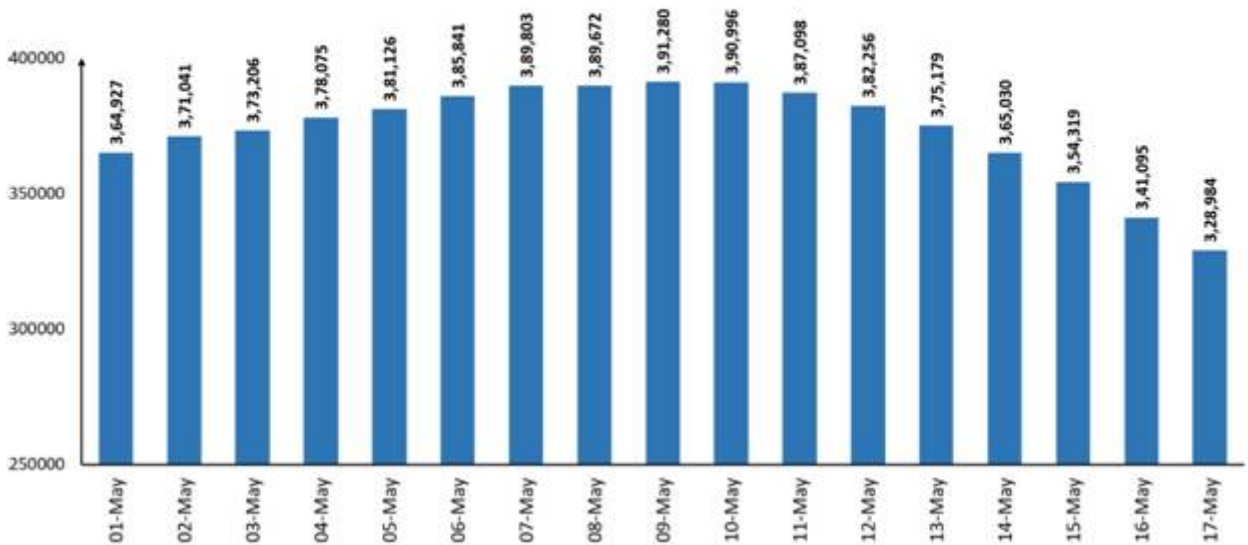
Posted On: 17 MAY 2021 12:08PM by PIB Delhi

In an encouraging development, daily new COVID cases being registered in India are **now less than 3 Lakhs** after 26 days.

2,81,386 new cases were registered in the last 24 hours.

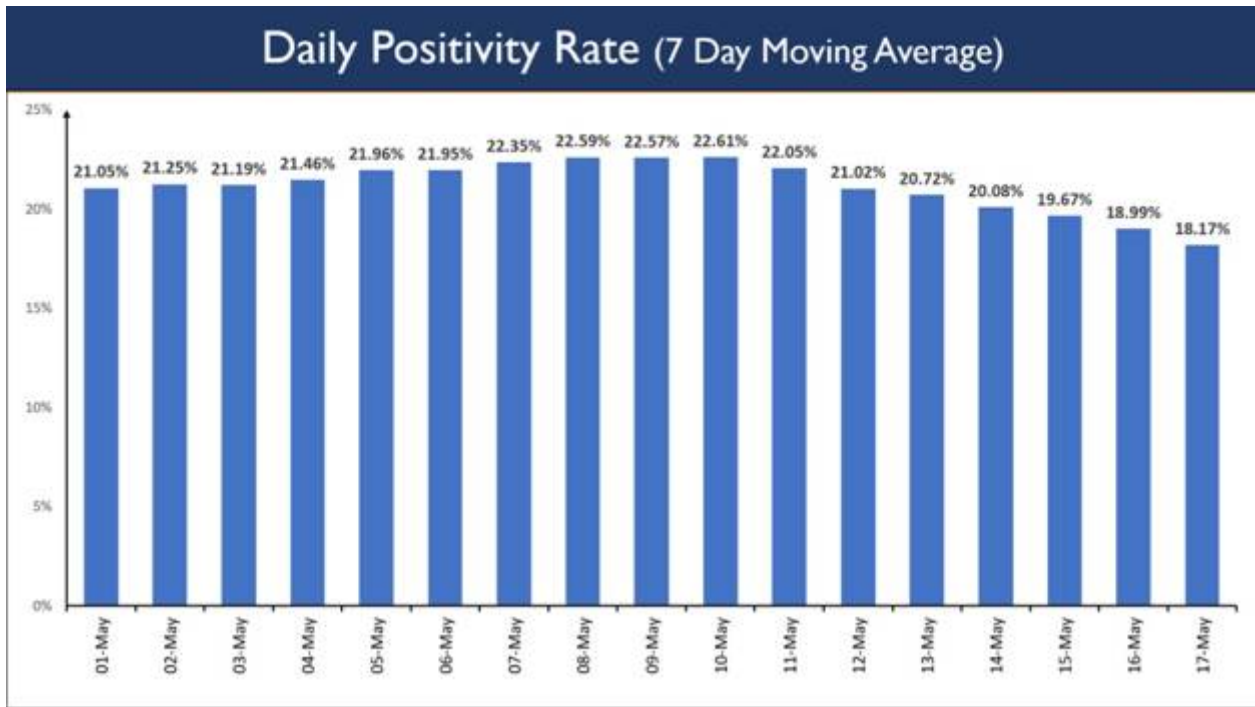
The graph below shows the average decline in daily new cases since 9th May 2021.

Decline in average daily new cases (7 day moving average)



A declining trend in the **Weekly positivity rate** is also observed which stands at **18.17% today** as shown below. Total daily tests conducted in the last 24 hours stand at 15,73,515 and cumulatively 31,64,23,658 tests have been conducted so far.





State-wise number of districts with higher positivity rate is as shown below with Karnataka showing most number of districts (27) with more than 20% positivity rate and Madhya Pradesh consisting highest number of districts (38) with more than 10% positivity rate.

State-wise number of districts with higher positivity

| State | Districts with positivity >10% | Districts with positivity >20% | State | Districts with positivity >10% | Districts with positivity >20% |
|-----------------------------|--------------------------------|--------------------------------|--------------------|--------------------------------|--------------------------------|
| Andaman and Nicobar islands | 2 | 1 | Lakshadweep | 1 | 1 |
| Andhra Pradesh | 13 | 10 | Madhya Pradesh | 38 | 11 |
| Arunachal Pradesh | 13 | 11 | Maharashtra | 33 | 16 |
| Assam | 24 | 4 | Manipur | 10 | 5 |
| Bihar | 12 | | Meghalaya | 8 | 3 |
| Chandigarh | 1 | 1 | Nagaland | 7 | 2 |
| Chhattisgarh | 22 | 5 | Odisha | 27 | 19 |
| Delhi | 8 | 3 | Puducherry | 4 | 3 |
| Goa | 2 | 2 | Punjab | 17 | 4 |
| Gujarat | 17 | 3 | Rajasthan | 26 | 19 |
| Haryana | 21 | 16 | Sikkim | 4 | 3 |
| Himachal Pradesh | 12 | 7 | Tamil Nadu | 37 | 24 |
| Jammu and Kashmir | 12 | 2 | Tripura | 2 | 1 |
| Jharkhand | 11 | | Uttar Pradesh | 14 | |
| Karnataka | 30 | 27 | Uttarakhand | 13 | 8 |
| Kerala | 14 | 14 | West Bengal | 23 | 19 |
| Ladakh | 1 | | Grand total | 479 | 244 |

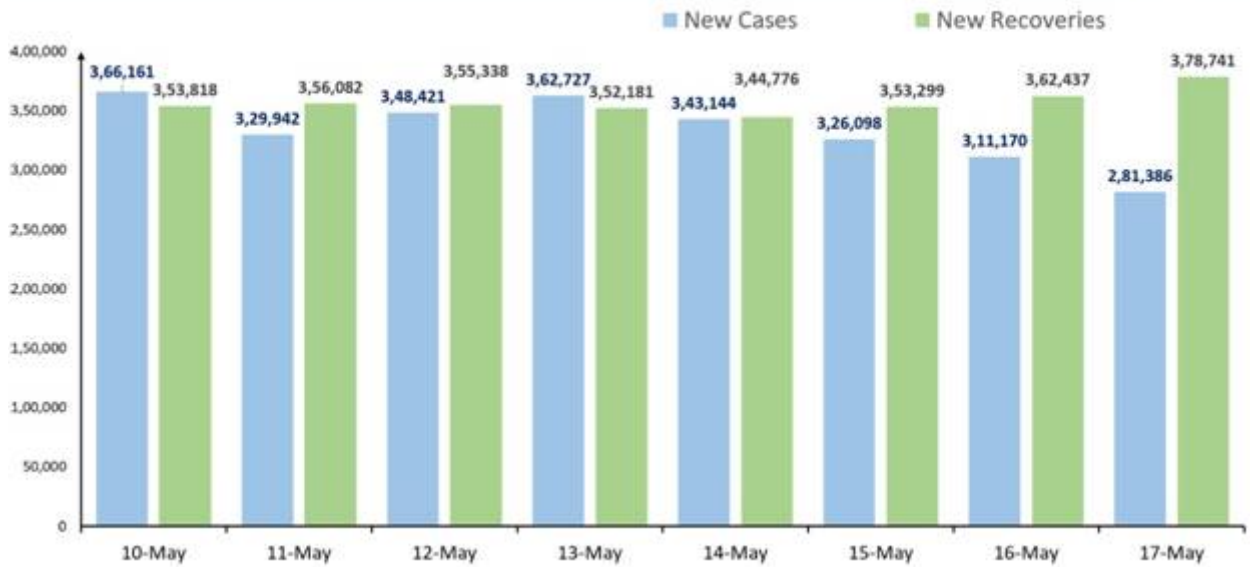
India's cumulative recoveries have reached **2,11,74,076** today. The National Recovery Rate is **84.81%**.

3,78,741 recoveries were registered in the last 24 hours.

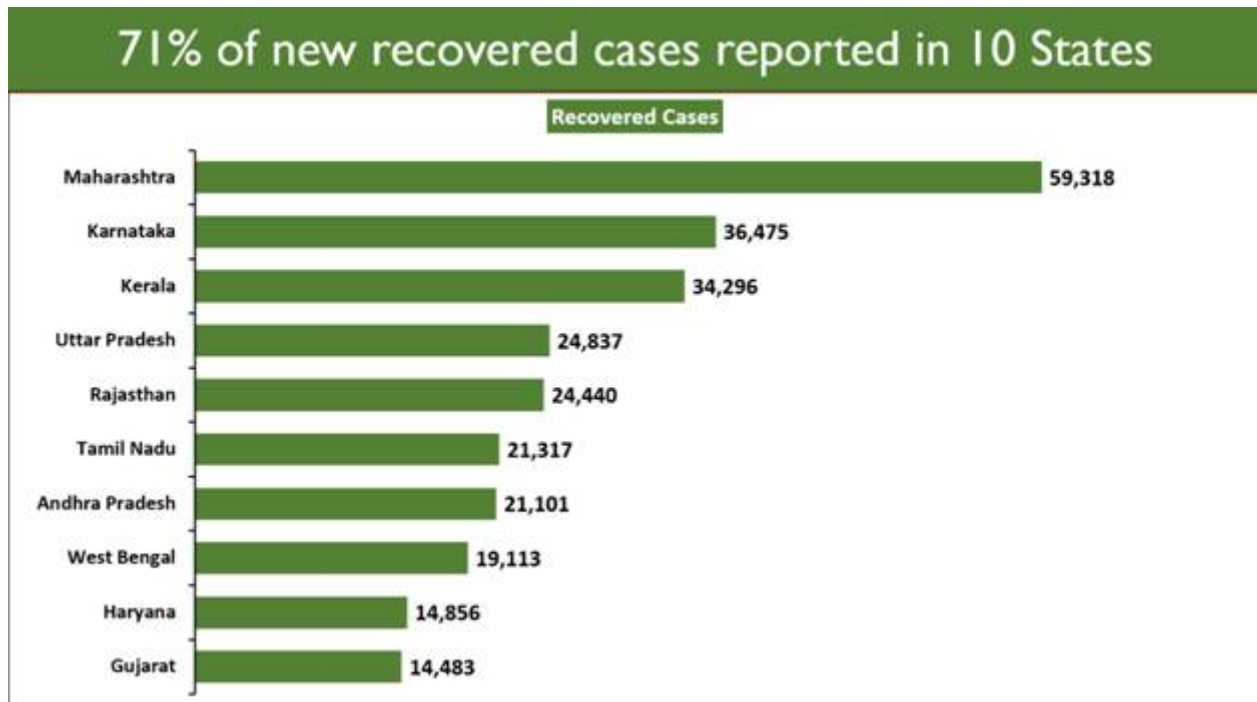
Also, 24-hour Recoveries have outnumbered the daily new COVID Cases for the sixth time in last 7 days and **consistently in the last 4 days**.



New recoveries have exceeded new cases in the last 4 days



Ten states account for **71.35%** of the new recoveries.



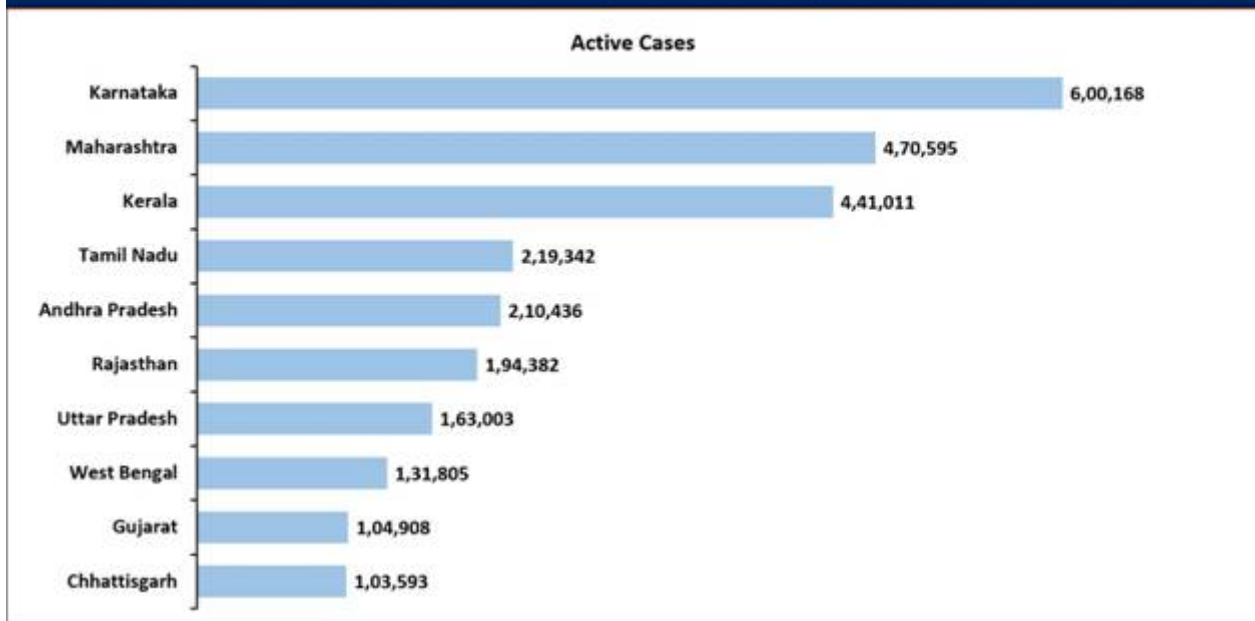
On the other front, India's total Active Caseload has decreased to **35,16,997** today. It now comprises **14.09%** of the country's total Positive Cases.

A net **decline** of 1,01,461 cases is recorded in the active caseload in the last 24 hours.

10 States cumulatively account for **75.04%** of India's total Active Cases.



75% of active cases (more than 1 lakh) in 10 States



The cumulative number of COVID-19 vaccine doses administered in the country has reached nearly **18.30 Cr** today under the Phase-3 of the nationwide Vaccination Drive.

A total of **18,29,26,460** vaccine doses have been administered through 26,68,895 sessions, as per the provisional report till 7 am today. These include **96,45,695** HCWs who have taken the 1st dose and **66,43,661** HCWs who have taken the 2nd dose, **1,44,44,096** FLWs (1st dose), **81,96,053** FLWs (2nd dose), **52,64,073** beneficiaries under 18-44 age group (1st dose), **5,72,78,554** (1st dose) and **91,07,311** (2nd dose) beneficiaries aged 45 to 60 years. **5,45,15,352** 1st dose beneficiaries and **1,78,01,891** 2nd dose beneficiaries of more than 60 years old.

| | | |
|--------------------------|----------------------|--------------------|
| HCWs | 1 st Dose | 96,45,695 |
| | 2 nd Dose | 66,43,661 |
| FLWs | 1 st Dose | 1,44,44,096 |
| | 2 nd Dose | 81,96,053 |
| Age Group 18-44 years | 1 st Dose | 52,64,073 |
| Age Group 45 to 60 years | 1 st Dose | 5,72,78,554 |
| | 2 nd Dose | 91,07,311 |

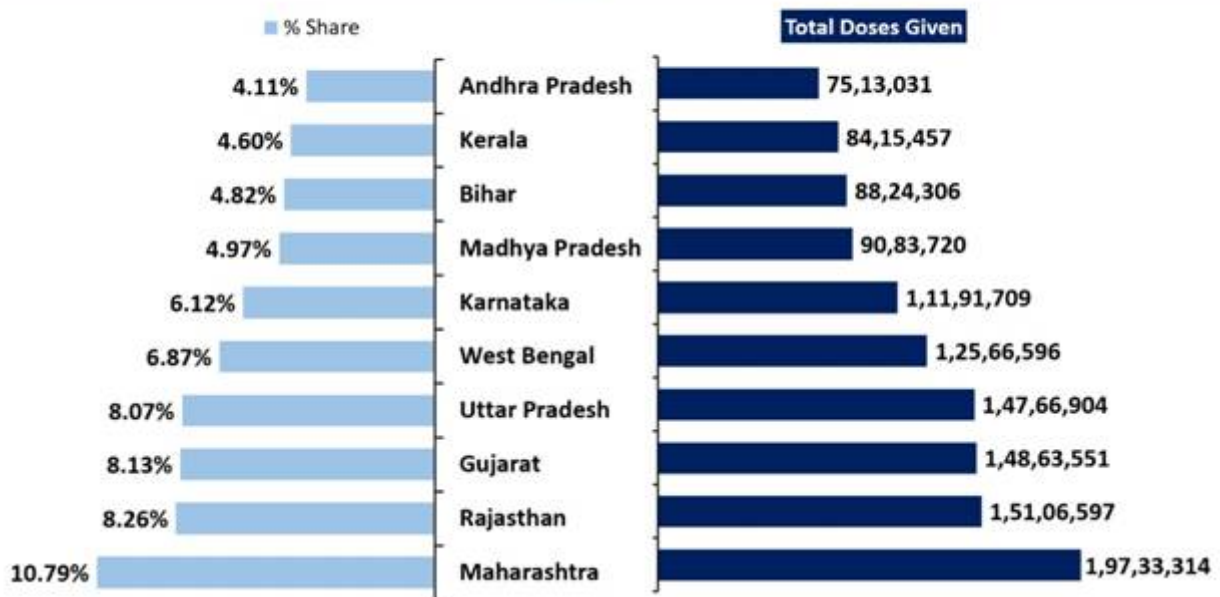




| | | |
|---------------|----------------------|---------------------|
| Over 60 years | 1 st Dose | 5,45,15,352 |
| | 2 nd Dose | 1,78,31,665 |
| | Total | 18,29,26,460 |

Ten states account for **66.73%** of the cumulative doses given so far in the country.

67% of cumulative doses given so far, are in 10 States



4,35,138 beneficiaries of the age group 18-44 years received their first dose of COVID vaccine in the last 24 hours and cumulatively **52,64,073** across 33 States/UTs since the start of phase-3 of vaccination drive. Table below shows the cumulative vaccine doses administered to 18-44 years age group till now.

| S. No. | States | Total |
|--------|----------------|----------|
| 1 | A & N Islands | 1,181 |
| 2 | Andhra Pradesh | 3,443 |
| 3 | Assam | 2,29,233 |
| 4 | Bihar | 7,36,144 |
| 5 | Chandigarh | 2,078 |





| | | |
|----|----------------------|----------|
| 6 | Chhattisgarh | 1,028 |
| 7 | Dadra & Nagar Haveli | 4,291 |
| 8 | Daman & Diu | 4,703 |
| 9 | Delhi | 6,39,929 |
| 10 | Goa | 7,929 |
| 11 | Gujarat | 5,12,290 |
| 12 | Haryana | 4,55,205 |
| 13 | Himachal Pradesh | 14 |
| 14 | Jammu & Kashmir | 31,204 |
| 15 | Jharkhand | 1,09,245 |
| 16 | Karnataka | 1,14,539 |
| 17 | Kerala | 2,398 |
| 18 | Ladakh | 570 |
| 19 | Madhya Pradesh | 1,81,735 |
| 20 | Maharashtra | 6,52,119 |
| 21 | Meghalaya | 5,712 |
| 22 | Nagaland | 4 |
| 23 | Odisha | 1,40,558 |
| 24 | Puducherry | 3 |
| 25 | Punjab | 6,959 |
| 26 | Rajasthan | 8,16,241 |





| | | |
|--------------|---------------|------------------|
| 27 | Sikkim | 350 |
| 28 | Tamil Nadu | 32,645 |
| 29 | Telangana | 500 |
| 30 | Tripura | 2 |
| 31 | Uttar Pradesh | 4,15,179 |
| 32 | Uttarakhand | 1,22,916 |
| 33 | West Bengal | 33,726 |
| Total | | 52,64,073 |

Nearly 7 lakh vaccination doses were administered in the last 24 hours. As on Day-121 of the vaccination drive (16th May, 2021), 6,91,211 vaccine doses were given. Across 6,068 sessions, 6,14,286 beneficiaries were vaccinated for 1st dose and 76,925 beneficiaries received their 2nd dose of vaccine.

Date: 16th May, 2021 (Day-121)

| | | |
|--------------------------|----------------------|-----------------|
| HCWs | 1 st Dose | 3,270 |
| | 2 nd Dose | 2,395 |
| FLWs | 1 st Dose | 18,168 |
| | 2 nd Dose | 9,077 |
| 18-44 years | 1 st Dose | 4,35,138 |
| 45 to 60 years | 1 st Dose | 1,13,616 |
| | 2 nd Dose | 37,979 |
| Over 60 years | 1 st Dose | 44,094 |
| | 2 nd Dose | 27,474 |
| Total Achievement | 1 st Dose | 6,14,286 |



Total Achievement



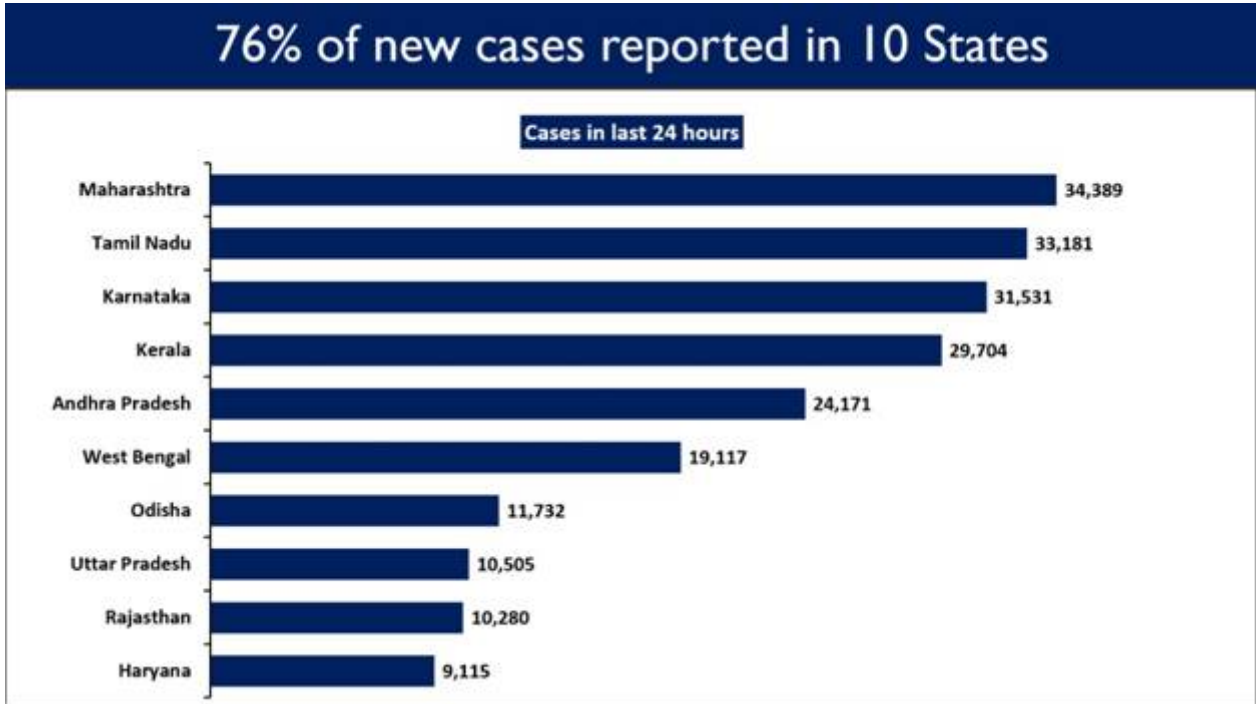
2ndDose

76,925



Ten States reported **75.95%** of the new cases in last 24 hours.

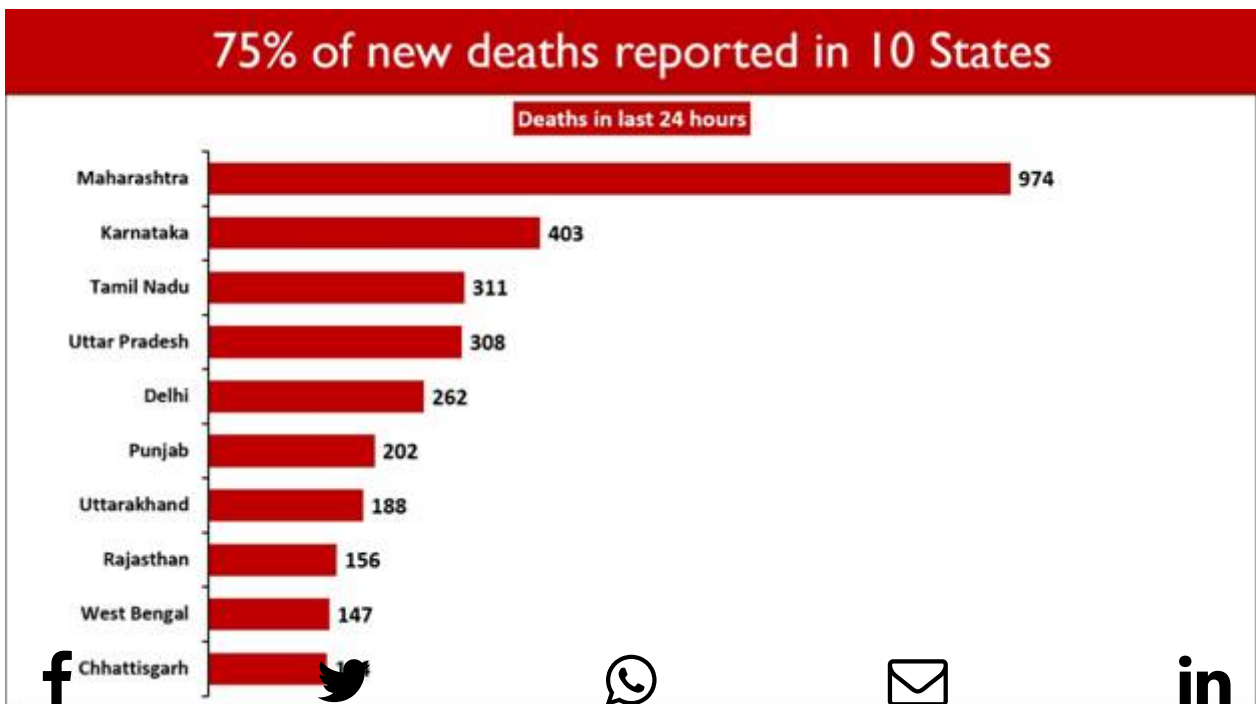
Maharashtra has reported the highest daily new cases at 34,389, followed by Tamil Nadu with 33,181 new cases.



The National Mortality Rate currently stands at **1.10%**.

4,106 deaths were reported in the last 24 hours.

Ten States account for **75.38%** of the new deaths. Maharashtra saw the maximum casualties (974). Karnataka follows with 403 daily deaths.



f In addition, the foreign aid of relief materials continues to be swiftly cleared, apportioned and sent to States/UTs to combat COVID-19. Cumulatively, 11,058 Oxygen Concentrators; 13,496 Oxygen Cylinders; 19 Oxygen Generation Plants; 7,365 ventilators/Bi PAP; ~5.3L Remdesivir vials delivered/ dispatched through road and air, so far.



MV

HFW/COVID States data/17th May2021/2

(Release ID: 1719267) Visitor Counter : 8

Read this release in: Gujarati , Tamil , Malayalam , Urdu

