




Ministry of Health and Family Welfare



Govt. of India has so far provided more than 15 crore vaccine to States/UTs Free of Cost



More than 1 crore doses are still available with the States/UTs to be administered



More than 80 Lakh doses in addition will be received by the States/UTs in the next 3 days

Posted On: 27 APR 2021 7:27PM by PIB Delhi

Vaccination is a crucial pillar of the five point strategy of Government of India to fight the pandemic, which includes Test, Track, Treat and COVID Appropriate Behaviour (CAB) as the other complementing and equally important containment and management measures. India launched the world's largest Vaccination Drive on 16th Jan 2021. A Liberalised and Accelerated Phase 3 Strategy of Covid-19 Vaccination will be implemented from 1st May 2021. In its Phase-III, the National Vaccine Strategy aims at liberalised vaccine pricing and scaling up of vaccine coverage. Procurement, eligibility and administration of vaccines have been made flexible as part of the Liberalised vaccination Strategy.

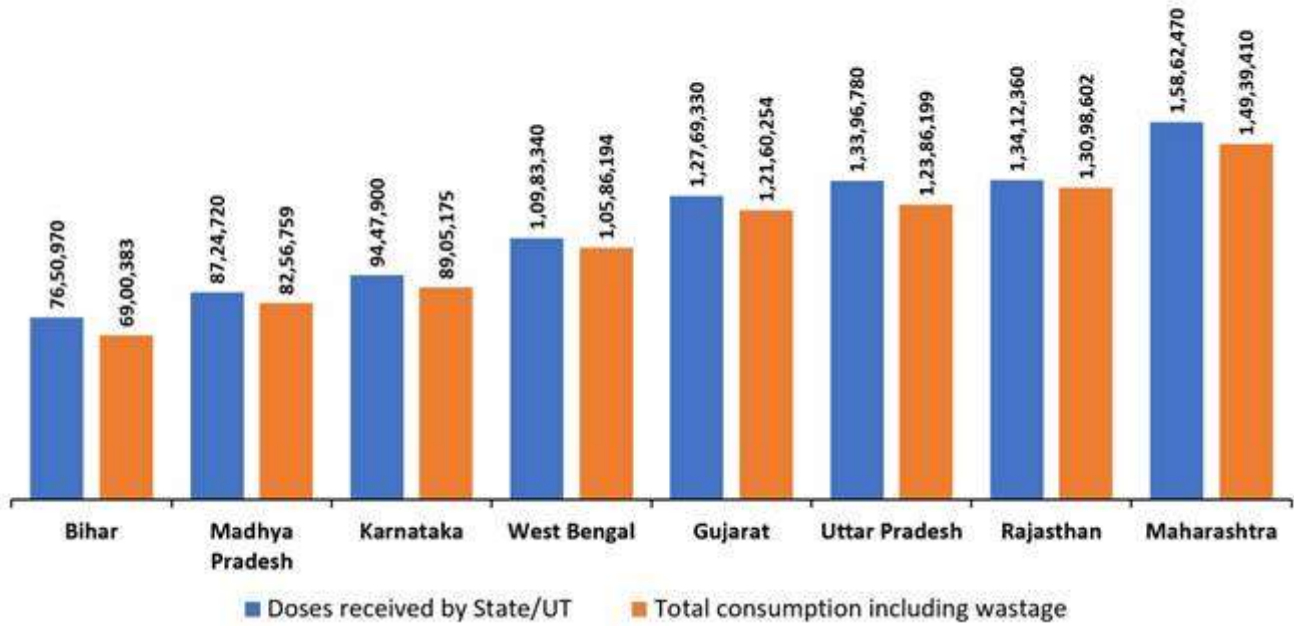
Government of India has so far provided more than 15 crore vaccine doses (15,65,26,140) to States/UTs Free of Cost. Of this, the total consumption including wastages is 14,64,78,983 doses.

More than 1 crore doses (1,00,47,157) are still available with the States/UTs to be administered.

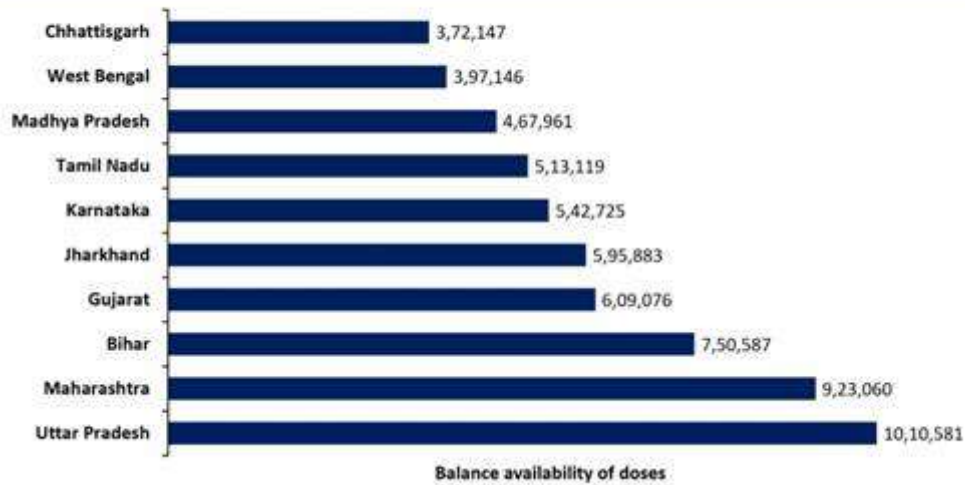
More than 80 Lakh (86,40,000) doses will be received in addition by the States/UTs in the next 3 days.

Recently some media reports quoting some government officials from Maharashtra have pointed out that the vaccines in the State are finished thereby adversely impacting the vaccination drive in the state. It is clarified that the total COVID vaccine doses received by Maharashtra as on 27th April 2021 (at 8 am) are 1,58,62,470. Of this, the total consumption including wastage (0.22%) was 1,49,39,410. Balance of 9,23,060 doses is still available with the state for administration of vaccine doses to the eligible population groups. Furthermore, 3,00,000 doses of COVID vaccine are in the pipeline for delivery in the next three days.

Doses received and consumed by the states (as on 27.04.2021, 8 am)



Balance availability of doses with states (as on 27.04.2021, 8 am)



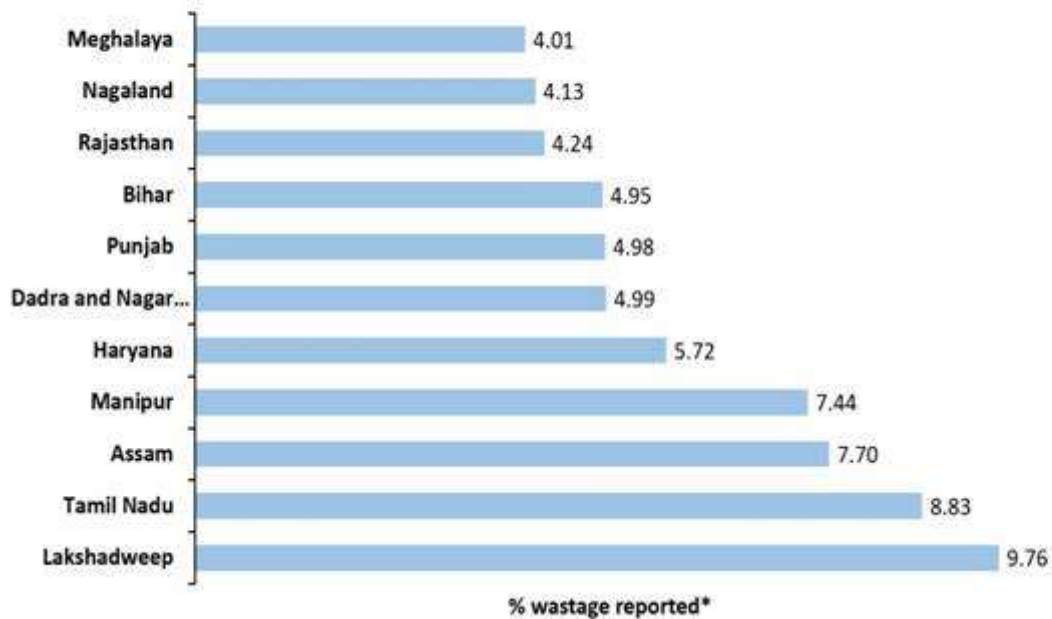


Status of COVID-19 Vaccine Distribution (combining both vaccine) to States/UTs as on 27.04.2021 at 08:00 AM							
Sl. No.	State/UTs	Projected mid-year population as on 1st October, 2020	Doses received by State/UT	% wastage reported*	Total consumption including wastage	Balance availability of doses	Total doses in pipeline supply
A	B	C	D	E	F	G	H
1	A&N Islands	4,00,000	1,78,470	-27.75	99,109	79,361	-
2	Andhra Pradesh	5,26,69,000	61,30,920	0.95	60,44,242	86,678	4,00,000
3	Arunachal Pradesh	15,26,000	3,36,010	-0.65	2,16,946	1,19,064	-
4	Assam	3,48,87,000	24,81,080	7.70	22,81,460	1,99,620	6,50,000
5	Bihar	12,23,41,000	76,50,970	4.95	69,00,383	7,50,587	7,00,000
6	Chandigarh	12,02,000	2,90,930	3.46	1,90,855	1,00,075	-
7	Chhattisgarh	2,93,33,000	59,16,550	2.49	55,44,403	3,72,147	2,00,000
8	Dadra and Nagar Haveli	5,95,000	63,160	4.99	48,602	14,558	25,000
9	Daman and Diu	4,58,000	47,750	1.69	46,009	1,741	25,000
10	Delhi	2,04,14,000	34,90,710	3.96	31,87,791	3,02,919	3,50,000
11	Goa	15,55,000	4,14,370	-4.85	3,13,027	1,01,343	1,00,000
12	Gujarat	6,94,02,000	1,27,69,330	3.61	1,21,60,254	6,09,076	5,00,000
13	Haryana	2,93,14,000	41,02,220	5.72	38,13,203	2,89,017	4,00,000
14	Himachal Pradesh	73,74,000	18,81,690	-1.60	15,93,316	2,88,374	1,50,000
15	Jammu and Kashmir	1,33,65,000	22,81,840	2.58	21,83,396	98,444	2,00,000
16	Jharkhand	3,82,49,000	36,98,140	3.12	31,02,257	5,95,883	1,00,000
17	Karnataka	6,66,27,000	94,47,900	0.14	89,05,175	5,42,725	4,00,000
18	Kerala	3,54,13,000	70,02,790	-4.36	69,91,400	11,390	3,20,000
19	Ladakh	2,96,000	2,26,030	2.08	1,03,047	1,22,983	-
20	Lakshadweep	68,000	45,710	9.76	24,108	21,602	-
21	Madhya Pradesh	8,40,40,000	87,24,720	3.21	82,56,759	4,67,961	4,80,000
22	Maharashtra	12,39,61,000	1,58,62,470	0.22	1,49,39,410	9,23,060	3,00,000
23	Manipur	31,49,000	4,17,730	7.44	2,07,736	2,09,994	-
24	Meghalaya	32,72,000	3,93,370	4.01	2,34,935	1,58,435	-
25	Mizoram	12,10,000	2,99,340	-8.49	2,23,439	75,901	1,00,000
26	Nagaland	21,82,000	3,26,440	4.13	1,85,873	1,40,567	-
27	Odisha	4,55,52,000	59,65,140	-2.20	56,18,057	3,47,083	90,000
28	Paducherry	15,57,000	3,97,130	1.61	1,88,197	2,08,933	-
29	Punjab	3,02,39,000	33,36,770	4.98	32,47,827	88,943	3,50,000
30	Rajasthan	7,88,61,000	1,34,12,360	4.24	1,30,98,602	3,13,758	4,00,000
31	Sikkim	6,73,000	2,41,080	0.42	1,90,754	50,326	50,000
32	Tamil Nadu	7,62,55,000	65,28,950	8.83	60,15,831	5,13,119	3,00,000
33	Telangana	3,75,99,000	44,46,700	0.52	43,10,265	1,36,435	4,50,000
34	Tripura	40,51,000	13,18,240	3.05	11,00,878	2,17,362	-
35	Uttar Pradesh	22,96,72,000	1,33,96,780	3.54	1,23,86,199	10,10,581	11,00,000
36	Uttarakhand	1,13,46,000	20,19,010	1.06	19,39,045	79,965	1,00,000
37	West Bengal	9,78,71,000	1,09,83,340	3.36	1,05,86,194	3,97,146	4,00,000
Total		1,35,69,78,000	15,65,26,140		14,64,78,983	1,00,47,157	86,40,000

*For the States/UTs showing -ve wastage, wastage has been taken as zero for the purpose of vaccine consumption.

% wastage reported

(as on 27.04.2021, 8 am)



MV

HFV/COVID Vaccine data/27thApril2021/3

(Release ID: 1714418) Visitor Counter : 20

Read this release in: Tamil , Urdu , Hindi , Marathi , Punjabi , Telugu